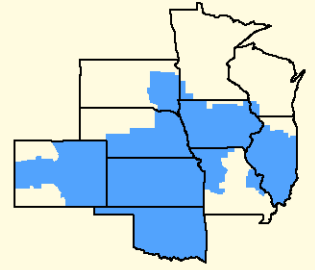


JUNE 2024

Marketing Service

Bulletin

Facilitating the efficient marketing of milk and dairy products.



CENTRAL MARKETING AREA

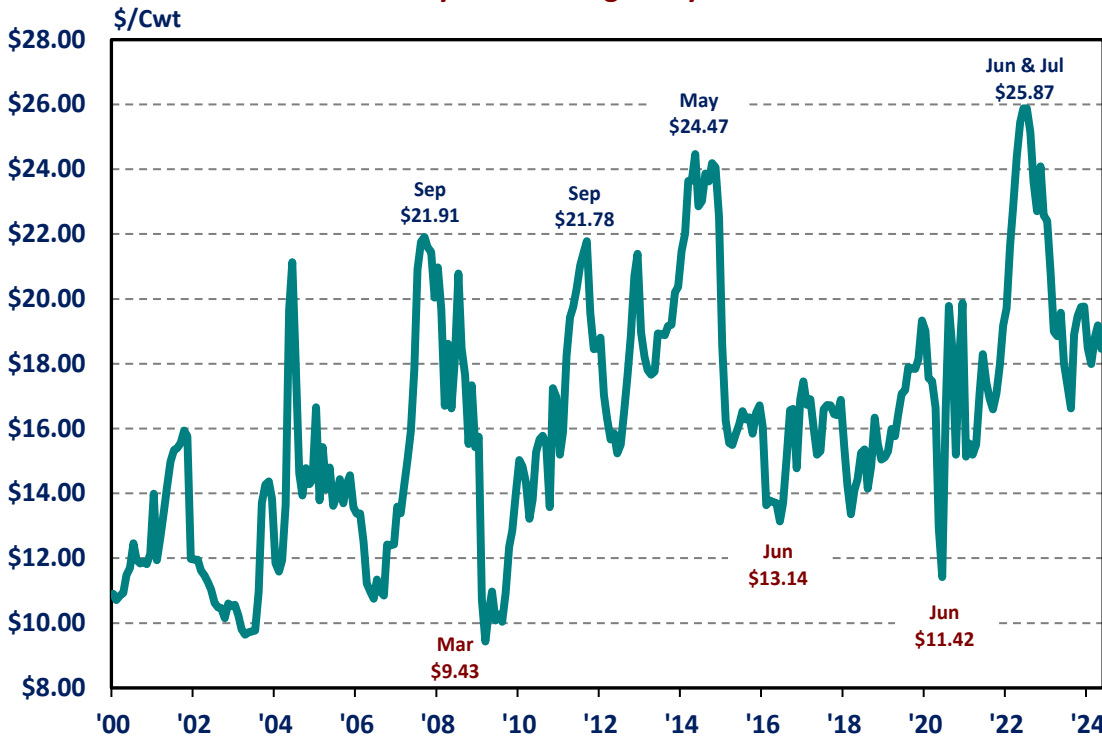


Federal Milk Order Class I Prices: Record Highs and 30-Year Lows ... plus, Central Order Retail Milk Price Survey Update

Cyclical price fluctuation is a phenomenon common to most segments of production agriculture in the United States, including the dairy industry. "Normal" cyclical price fluctuation, however, may not adequately describe dairy price volatility during much of the time period depicted in the graph on this page. Since 2000, the Class I base price has risen nearly 70% from the \$10.90 it was, and when adjusted for inflation, that price is \$1.42 higher than where it is today. Post-reform Class I base prices have ranged from a low of \$9.43 in March 2009 to the all-time high of \$25.87 recorded in June and July of 2022. 2022's all-time high price was a massive increase of \$14.45 (+126.5%) compared with the most recent low in June 2020.

Federal Milk Order Class I Base Prices

January 2000 through May 2024



Extreme peaks and valleys in this price series have occurred over relatively short time spans since Order reform was implemented in 2000. For example, the September 2007 price of \$21.91 was at an all-time high, but prices plummeted by \$12.48 (-57.0%) over the following 18 months, falling to \$9.43 in March 2009. Just thirty months later the Class I base price peaked at \$21.78 in September 2011, an increase of \$12.35, or +130.3% compared with March 2009. Prices steadily declined through the remainder of 2011 and early 2012 before beginning an upward trend that resulted in another peak in May 2014. The Class I base price increased to \$24.47 in May 2014, which was another all-time high. Prices plummeted over the next two years, falling by 46.3% to \$13.14 in June 2016.

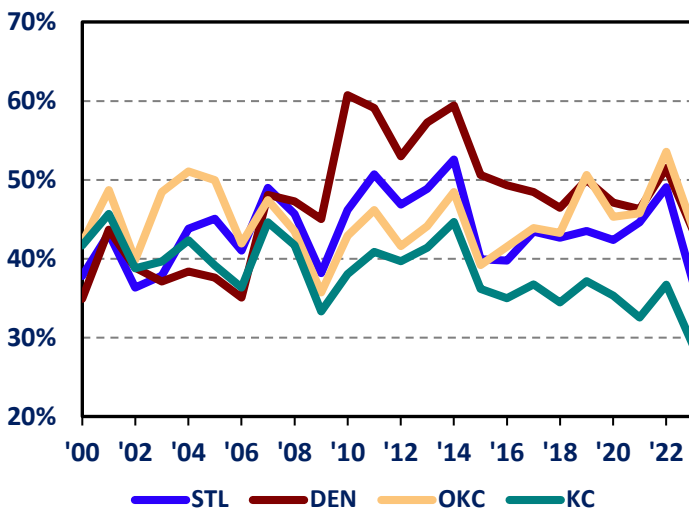
Class I base prices were much less volatile from late 2016 through mid-2019, with prices fluctuating in a relatively narrow range. Prices escalated substantially during the second half of 2019, before plummeting to \$11.42 in June 2020. The June 2020 price is the lowest recorded since March 2009, when it was \$9.43. Since June 2020, the Class I base price has increased by 126.5% to the current all-time high of \$25.87 and fallen to \$18.46 as of May 2024 a 28.6% decrease from the high. Dairy producers, processors, and retailers are all affected by Federal Order Class I prices. The graphics contained in the rest of this bulletin depict monthly Federal Order minimum Class I prices along with surveyed retail homogenized milk prices for four cities in the Central Order from January 2000 through December 2023.

Retail fluid dairy prices are surveyed monthly in St. Louis (MO), Denver (CO), Kansas City (MO), and Oklahoma City (OK). The retail prices illustrated in this bulletin are averages for the two largest retail grocery chains and the largest convenience chain. Prices are obtained between the 1st and the 10th of each month, excluding Fridays and weekends, and represent the most common brand in each retail outlet.

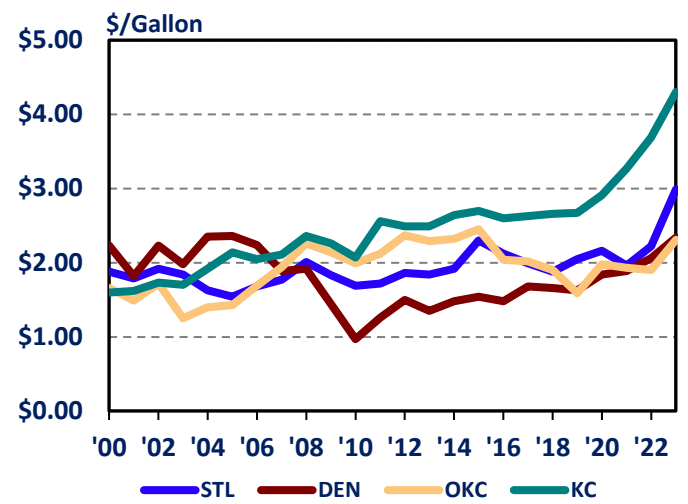
Federal milk order Class I prices represent the minimum dairy producers' share of the retail price. The Class I price in all Federal milk orders is the minimum amount processors must pay for milk utilized in fluid bottling. All Class I prices in this bulletin have been adjusted to a 3.25% butterfat content to correspond with the average butterfat content of homogenized (whole) milk.

The Federal order Class I price does not represent a processor's total milk cost. Additional items associated with fluid milk marketing also need to be considered when calculating the total cost of Class I dairy products. These include items such as: over-order premiums charged by raw milk suppliers; costs associated with processing, packaging, marketing, and sales; profit margins; etc.

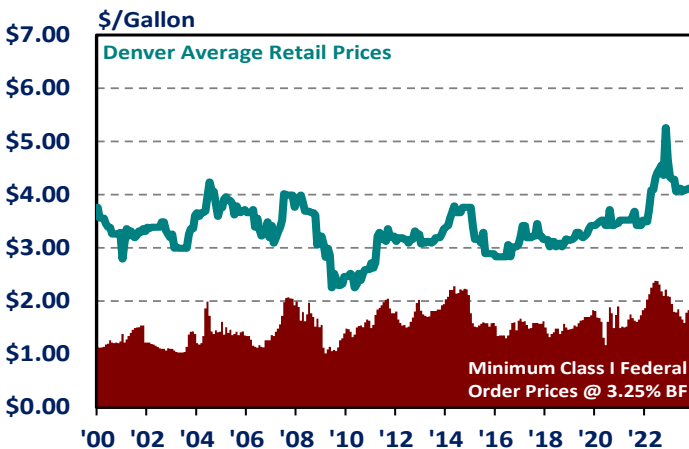
Minimum Federal Order Class I Price @ 3.25% BF as % Of Average Retail Homogenized Milk Price



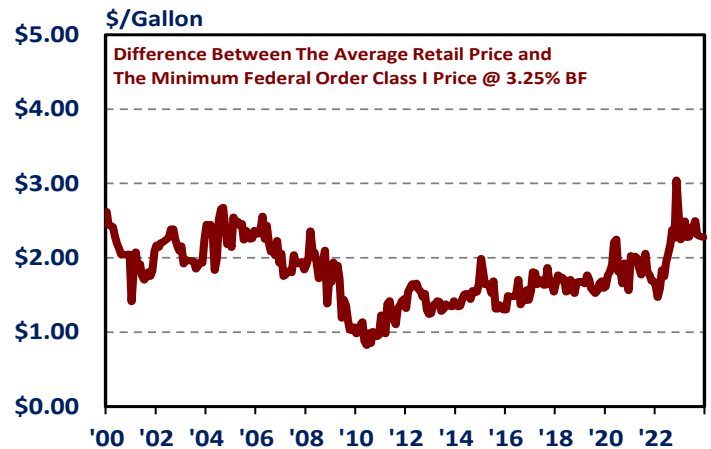
Difference Between Average Retail Price* and Minimum Federal Order Class I Price @ 3.25% BF



Denver Homogenized Milk Prices @ 3.25% Butterfat

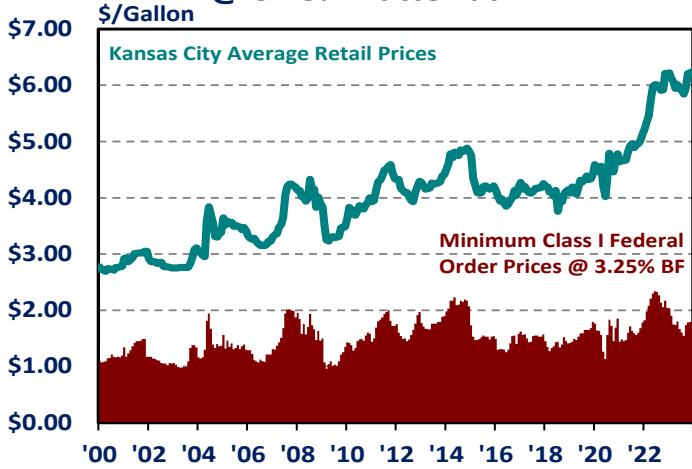


Denver Homogenized Milk Prices @ 3.25% Butterfat

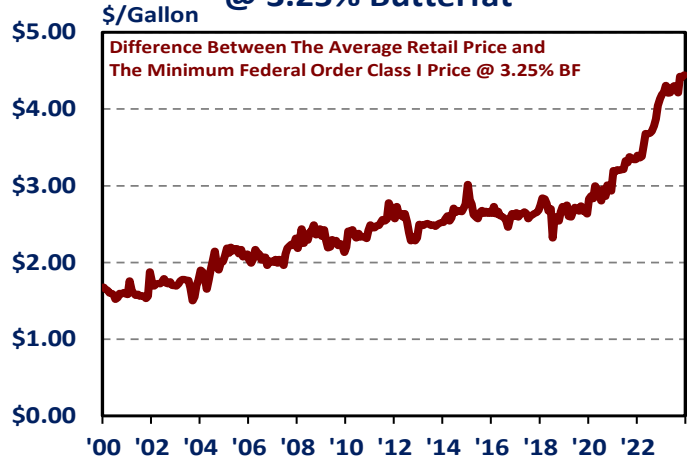


* The methodology used for the monthly survey of retail prices is detailed above.

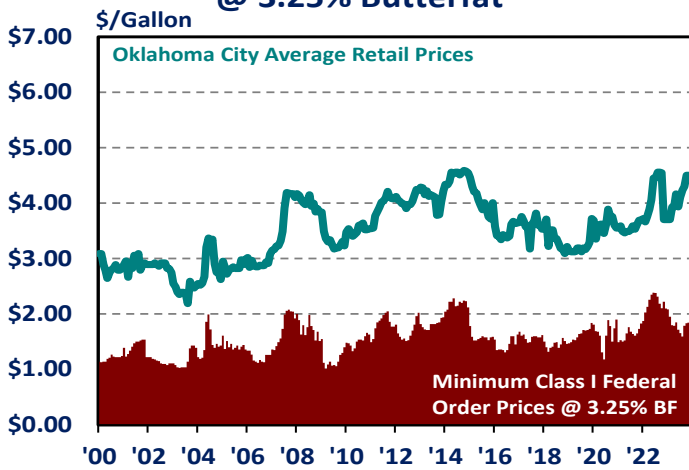
Kansas City Homogenized Milk Prices @ 3.25% Butterfat



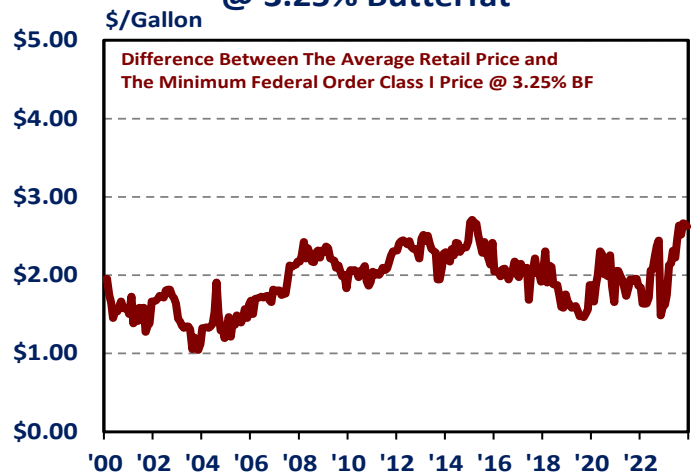
Kansas City Homogenized Milk Prices @ 3.25% Butterfat



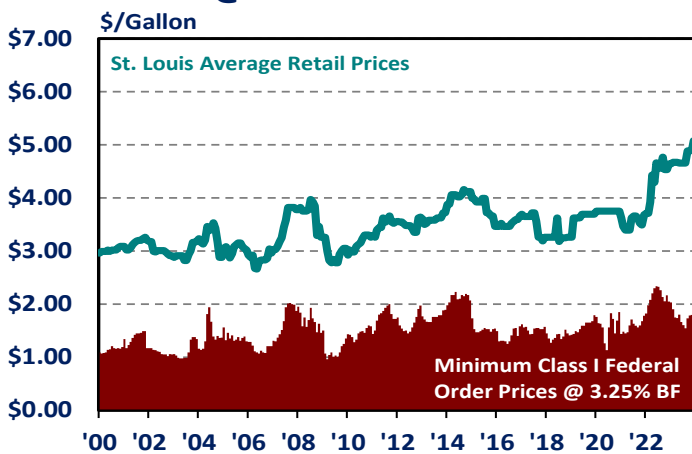
Oklahoma City Homogenized Milk Prices @ 3.25% Butterfat



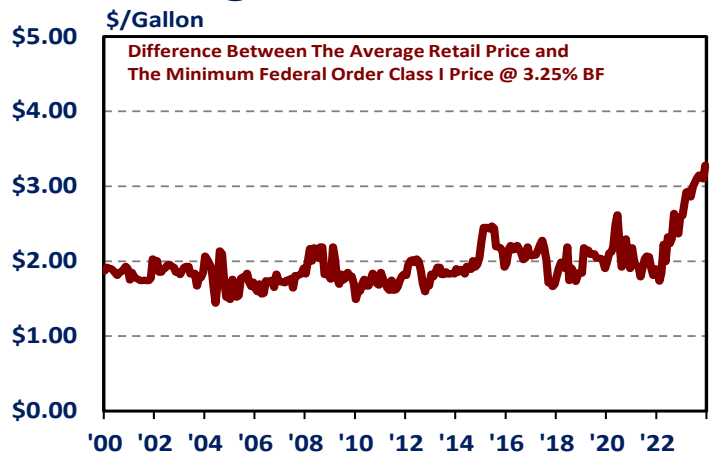
Oklahoma City Homogenized Milk Prices @ 3.25% Butterfat



St. Louis Homogenized Milk Prices @ 3.25% Butterfat



St. Louis Homogenized Milk Prices @ 3.25% Butterfat





**United States
Department of
Agriculture**

FIRST CLASS
U.S. POSTAGE
PAID
OLATHE, KS
PERMIT NO. 377

FEDERAL MILK MARKET ADMINISTRATOR
P.O. BOX 14650
SHAWNEE MISSION, KANSAS 66285-4650

FIRST CLASS

Website: www.fmmacentral.com
E-mail: market.administrator@fmmacentral.com
Phone: 913-495-9300

	Statistical Uniform Price		Producer Price Differential		Class I Utilization	
	May '24	Apr '24	May '24	Apr '24	May '24	Apr '24
Northeast	20.89	20.09	2.34	4.59	28.50	29.22
Appalachian	21.77	21.80	-----	-----	70.54	69.26
Florida	23.46	23.94	-----	-----	81.23	81.97
Southeast	22.08	22.27	-----	-----	70.94	70.88
Upper Midwest	18.74	15.95	0.19	0.45	5.84	5.95
Central	19.14	17.70	0.59	2.20	26.90	29.02
Mideast	19.45	18.27	0.90	2.77	38.28	39.78
California	19.40	17.34	0.85	1.84	18.94	19.47
Pacific Northwest	19.52	18.26	0.97	2.76	21.09	21.08
Southwest	19.89	18.22	1.34	2.72	28.56	30.10
Arizona	20.09	19.44	-----	-----	37.73	34.46

The U.S. Department of Agriculture (USDA) prohibits discrimination in all its programs and activities on the basis of race, color, national origin, age, disability, and where applicable, sex (including gender identity and expression), marital status, familial status, parental status, religion, sexual orientation, political beliefs, genetic information, reprisal, or because all or a part of an individual's income is derived from any public assistance program. (Not all prohibited bases apply to all programs.) Persons with disabilities who require alternative means for communication of program information (Braille, large print, audiotape, etc.) should contact USDA's TARGET Center at (202) 720-2600 (voice and TDD).

To file a complaint of discrimination, write to USDA, Assistant Secretary for Civil Rights, Office of the Assistant Secretary for Civil Rights, 1400 Independence Avenue, S.W., Stop 9410, Washington, D.C. 20250-9410. Or call toll-free at (866) 632-9992 (English) or (800) 877-8339 (TDD) or (866) 377-8642 (English Federal-relay) or (800) 845-6136 (Spanish Federal-relay). USDA is an equal opportunity provider and employer.